



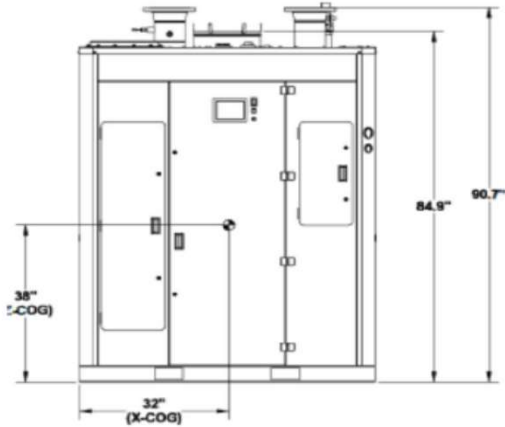
# ARCTIC CONDENSING BOILERS - SUBMITTAL DATA SHEET

RATINGS AND CAPACITIES		
Input - High Fire .....	5,000,000	BTU/HR
Output - High Fire .....	4,750,000	BTU/HR
Boiler Horsepower .....	141.9	BHP
AHRI Certified Thermal Efficiency .....	95.0%	
Fuel .....	Natural Gas	
Firing Rate .....	Full Modulation	
Burner Turndown .....	Up to 20:1	
Low NOx Emissions .....	Capable, Consult Factory	
Inlet Gas Pressure (NG) .....	7"wc	Min.
	14"wc	Max.
Shipping Weight, Approximate .....	5,400	lbs

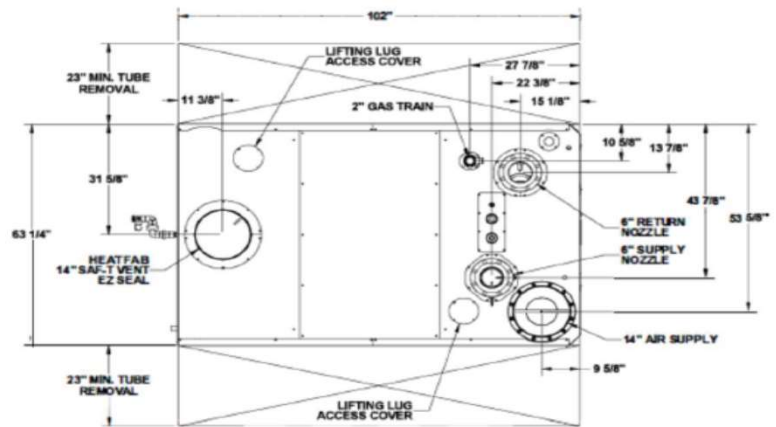
ASME Section IV (Max 160 PSIG / 210°F)	
ETL Certified to UL 795 and CAN 3.1.1	

DIMENSIONS / CONNECTIONS	
- Height .....	81"
- Width .....	63-1/4"
- Length .....	102"
- Supply / Return Connections .....	6" Flange
- Vent / Air Intake Connections .....	14"
- Condensate / Boiler Drain Conn. ....	1"
- Gas Connection .....	2"

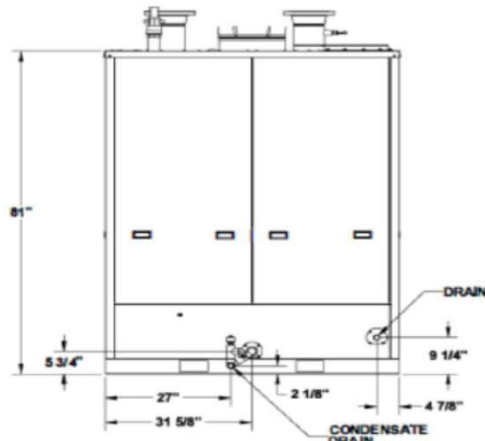
STANDARD EQUIPMENT	
- ASME Stainless Steel Heat Exchanger	
- Stainless Steel Mesh Pre-Mix Burner	
- Variable Speed Combustion Blower	
- Siemens LMV3 Burner Management and Parallel Positioning Fuel-to-Air Ratio System with (9) Programmable Points	
- High Limit Temperature Control, Manual Reset	
- Water Flow Switch	
- Low Water Cutoff, Manual Reset	
- Condensate Trap	
- Blocked Condensate Switch	
- Combustion Air Proving Switch	
- Blocked Vent Air Switch	
- Pressure Relief Valve	
- Pressure & Temperature Gauges	
- Flue Gas Temperature Sensor	
- (2) Motorized Gas Valves with Proof of Closure	
- Supervised Pilot / UV Scanner	
- High/Low Gas Pressure Switches, Manual Reset	
- 208-240/3/60 Line Voltage (26.6 Amps)	
- 480/3/60 Line Voltage (14.25 Amps)	
- Category IV Individual Venting	
- Category II Common Venting with Engineered Vent System	
- Polypropylene & Stainless Steel Acceptable *Material	
- Ducted or Room Combustion Air Intake	



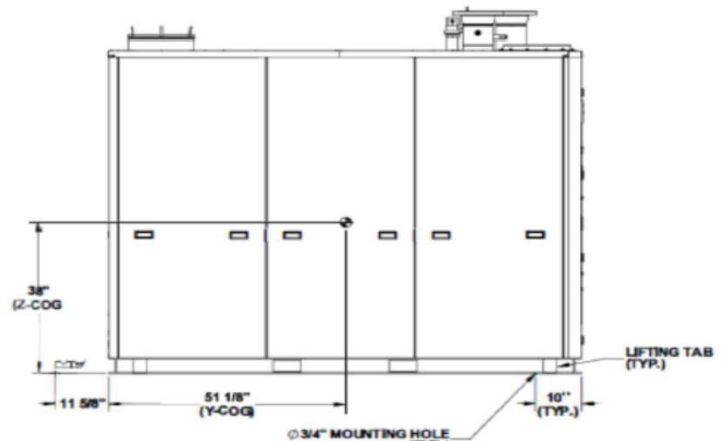
FRONT VIEW



TOP VIEW



REAR VIEW



LEFT SIDE VIEW

\* Flue system material shall be capable of continuous operation at 230°F or higher, have the same corrosion resistance to flue gas condensation as AL29-4C and shall be certified to UL 1738 – venting system for gas-burning appliances cat II, III and IV.

NOTES: 1. Dimensions shown are for reference only and subject to change without written notice.  
2. See O&M for required installation clearances

FLOWS AND PRESSURE DROPS					
Delta T	Flow (GPM)	Δ P (Ft. Hd)	Delta T	Flow (GPM)	Δ P (Ft. Hd)
20°F Δ T (Max)	475	33.50	50°F Δ T	190	4.17
25°F Δ T	380	21.42	60°F Δ T	158	2.08
30°F Δ T	317	14.25	70°F Δ T	136	0.83
35°F Δ T	271	10.42	80°F Δ T	119	0.67
40°F Δ T	238	7.92	90°F Δ T	106	0.58
45°F Δ T	211	6.25	100°F Δ T (Min)	95	0.50

## ARC-5000

PROPERTY OF  
**THERMAL SOLUTIONS**  
Innovative Equipment for Hot Water Systems

PO BOX 3244 | LANCASTER, PA 17601

**INNOVATIVE EQUIPMENT FOR  
HOT WATER SYSTEMS**

WWW.THERMALSOLUTIONS.COM